

Multimedia Video interface Uconnect 5 inch incl. iPAS (Fiat group)

Art. Nr: IF-FIAT-G5PV

General

The NavInc interfaces allow for connecting video sources to the original navigation system of Citroen/Fiat/Peugeot with Uconnect (5 inch) system

The interface ensures that an input is created on the original navigation system, on which various external video sources can be connected (e.g. DVD player, DVB-T TV, iPod, reversing camera, external navigation systems, etc.). The images will be displayed on the navigation screen. The audio of the video sources must be submitted via an AUX input or FM modulator.

Features

- RGB input (Connecting external navigation system)
- 2x Audio/Video input (connect video sources, TV / DVD / iPod)
- Camera input (connecting reversing camera)
- Front camera input
- Video output (connect headrest screens)
- NTSC support
- Audio output (audio link to the original audio system)
- Image retention while driving
- Adjustable parking lines
- Can be extended with touch screen (controls of A/V source via touch screen)
- CE-approved


Activatie

It is possible to switch between the video sources with the delivered button and/or remote control or through the steering wheel button:

APPS button

APPS short: back to OEM

APPS long: toggle between RGB-AV1-AV2-AV3-RGB



OSD menu

Through the interface menu, various settings can be adjusted for optimal image, namely;

- Tint
- Brightness
- Contrast
- Sharpness
- Display position

Camera function

Via the camera input of the interface an aftermarket camera system can be connected to the navigation system. The camera image will be displayed automatically on the screen when the car is put in the reverse gear.

Front camera function

Via the front camera input of the interface an aftermarket front camera system can be connected to the OEM system. The camera can be activated via the RETURN button. The camera input will automatically switch back after 10 seconds.



Parking guidelines

In the camera image on screen parking guidelines can be displayed. This makes it much easier to determine the distance to the object you are driving towards. The guidelines are adjustable horizontal as well as vertical so the lines can be adjusted to the car.

Intelligent Park Assist System (IPAS)

The interface have also the Intelligent Park Assist System (iPAS). With this function the guidelines will respond on the steering wheel position. The guide lines are adjustable horizontal and vertical via the interface OSD menu.

Video output

The video output connection can be used for linking headrest monitors or roof monitors. Sources connected to the interface will also be shown on the screens in the back.

The following is provided in the set:

- NavInc Video interface
- Cable set
- Installation- and user manual
- Warranty
- Invoice

Product specifications

Voltage: 12V – 24V DC

Voltage-operating capacity: 8 – 18V DC

Standby current: 0 mA

Operating current: 5 Watt max.

Power input: 12V

Temperature range: - 30°C up to + 80°C

Weight: 250grs

Dimensions(W x H x D): 130 x 20 x 102mm

Additional information:

- Check at the tab “compatibility” on top of this page if your radio or navigation system is suitable for this product.
- Audio of the connected video source must be linked to the AUX input of car, FM modulator, USB or iPod interface.
- No constant voltage needed (+30) therefore the interface is much more stable.
- “Mute” function for the video inputs which are not used.
- Use of a metal casing and new components (not Chinese or remanufactured components).

Legal information:

The driver of the vehicle should not be inferred from the motion images. In many countries, watching movies while driving is prohibited. Therefore we accept no responsibility for material or personal injuries, directly or indirectly, due to installation of the interface modules.

Interface and Software basic information:

The NavInc interfaces are no navigation systems or screens to replace the navigation system. The NavInc interfaces enable the possibilities to connect different Audio/Video sources to the navigation system.

Manufacturers create adjusted software and hardware versions, options and enhancements which ensures that the compatibility of the products cannot be guaranteed 100%. Compatibility lists are based on customer feedback and experiences and will constantly be updated for optimal customer support.

Compatible for the following models

In combination with the following head-unit:

Uconnect 5.0" system Radio

Uconnect 5.0" system Radio LIVE


Uconnect 5.0" system Radio NAV LIVE (with TomTom navigation)

NOT COMPATIBLE with following head-unit:


Uconnect 5.0" system FIAT 263 (DAB/NAV/RVC)

Uconnect 5.0" APTIV (new Fiat Ducato)

FIAT 263



APTIV



Remarks:

- Only in combination with Uconnect 5 inch system
- Installation also possible in combination with original TV Tuner.
- AUX-output of the interface needs to be connected with AUX input of the car.
- Also possible to use the interface stand alone for reversing and/or forward driving camera function.
- Automatic switching to camera on navigation level.
- Control of the connected Audio/Video source possible via the optional touch screen.
- Screen must be opened for installation.
- Not compatible with Jeep Renegade / Lancia Ypsilon