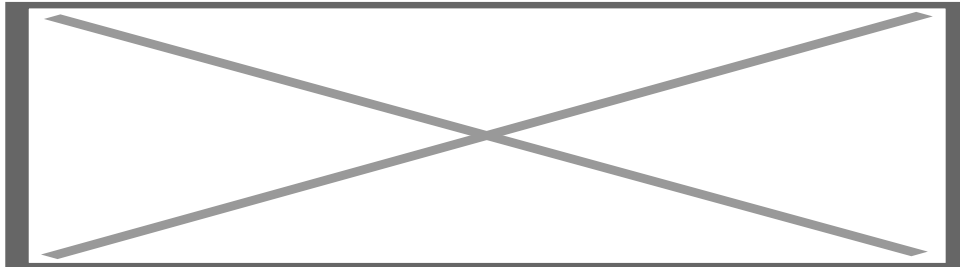


Heavy Duty Quad Monitor 7.0"; 400cd; PAL/NTSC; 12-32V

Art. Nr: TFT-HD-Q70



DESCRIPTION

Professional Heavy duty Quad monitor

Features

- 7" Digital Color TFT-LCD(16:9)
- Refined, but rugged mechanical design
- Anti-glare protective window sheet with low color distortion
- View image switching mode (Normal/Mirror)
- Various display mode (full/split1/split2/triple-pip/quad)
- Dimmer by CDS sensor (LCD brightness adjustment)
- Free Voltage in Input Power
- Built-in circuit protection chipset
- LED buttons to improve visibility of the operation in dark or night
- Automatic Parking Line display by Trigger On
- CE-mark
- FCC-mark
- 2 Year warranty & Support

EXCLUSIVE MONITOR FEATURES


Highest Quality lens

High End 1/3.2" SONY CMOS HD Color Sensor with 1280*960 resolution

SONY

Buttons


Controle buttons on front



Guide Line



Automatic Parking Line display by Trigger On

- Parking Guide Line Adjustable manually (Up & Down, Left & Right)
- Parking Guide Line displaying CH selectable
- Parking Guide Line display ON/OFF
- Parking Guide Lines adjustable in menu




OSD MENU

Via the OSD menu is it possible to adjust different settings:




Trigger wire

Each camera input has its own trigger wire:



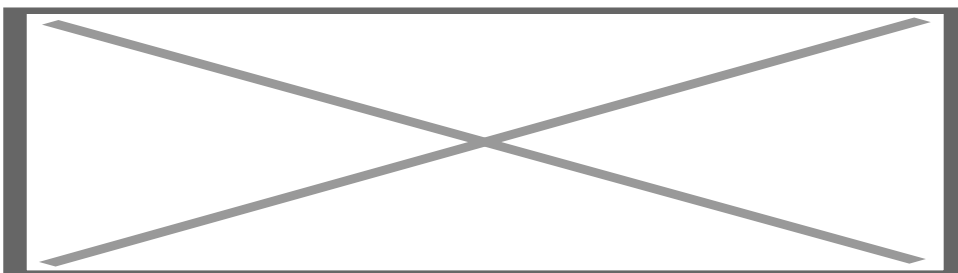
Sunviser

Included removeable sunvisor



Metal screw lock

Water- & shock proof 4-pins mini din screw lock connector.

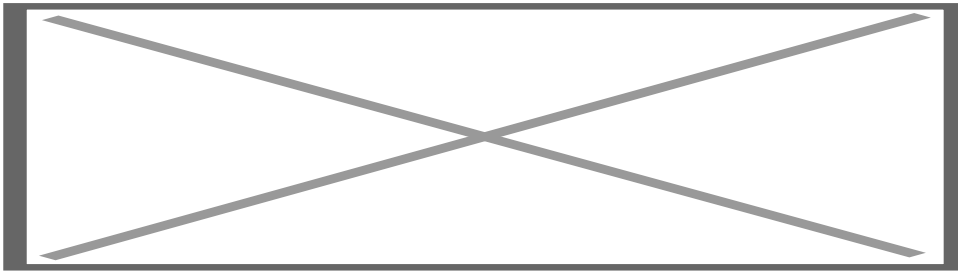


NOTES

- We recommend that the installation will be performed by a qualified specialist
- Check also the other tabs for "Compatibility" - "Package contents" - "Product specifications"

LEGAL NOTICE

Please check before purchase if it is aloud to install this camera and it wont affect your MOT.



COMPATIBILITY

Universal use
Only for rear installation

NOTES

- Camera input cable is metal srewlock. If you need a RCA input, please use our adapter CAM-HD-CONM
- CVBS signal: support PAL, SECAM & NTSC