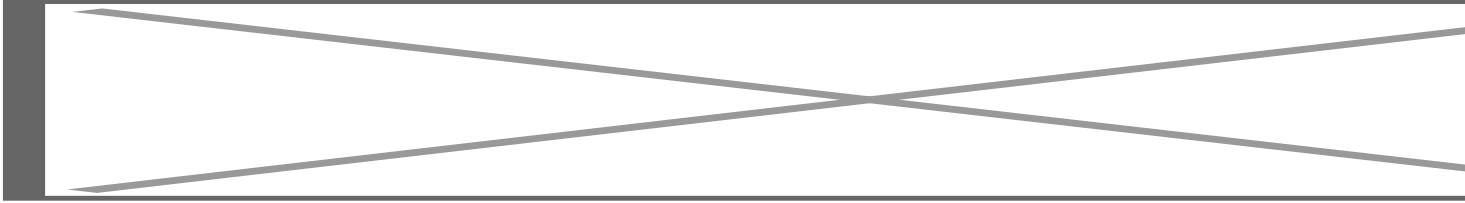


APPplay_CARplay & Android Auto set LR & Jaguar GVIF incl. touch control (RGB)

Art. Nr: CP-LR-GVIF



DESCRIPTION

General

Upgrade your **Landrover** with CARPLAY & ANDROID Auto to your existing system. You can run apps from your iPhone Via CarPlay & Android Auto without touching your iPhone. You can control this kit via the **ORIGINAL** touch screen and via voice control (Siri).

Complete Apple CARplay & Android retrofit into the car without change nor removal anything from the vehicle. Simply connect your Phone to the USB port and you can start using it.

Example video

Features

- Control via original touch screen
- Rear camera input
- Front camera input
- AV input
- Original button support
- Picture while driving
- Control via voice (Siri & Google Assistant)
- Run navigation apps like; Google maps, TomTom & Waze
- Play music apps like; Spotify, Podcast, Music
- Making phone calls and listening to your messengers
- 2 Year warranty & Support



EXCLUSIVE CARPLAY & ANDROID AUTO FEATURES

Navigation with Apple Maps / Waze GPS app

Free turn-by-turn navigation with lane guidance, live traffic conditions, points of interest, and more

Hands-free phone and messaging

Make calls and send messages without taking your hands off the wheel, via Phone and iMessage

Info and assistance

Get weather, traffic, commute information and more organized into simple cards

Bring your music

Listen to your music and playlists in the car with your built-in stereo system

Wireless CARplay (optional)

Wireless CARplay as option available.




EXCLUSIVE MEDIA PLAYER FEATURES

Features:

- Music playback via USB

- Video playback via USB



EXCLUSIVE INTERFACE FEATURES

Features:

- 2* AV input
- Reverse Camera input
- Front camera input
- Image retention while driving
- Adjustable parking lines
- OSD menu

Activation via OEM

Activation interface via original button:

IF-LR-3GH - 8"

CAMERA FEATURES

Rear camera input with Parking guidelines

Rear camera input with parking guidelines option.

The guidelines makes it much easier to determine the distance to the object you are driving towards.


The guidelines are adjustable horizontal as well as vertical so the lines can be adjusted to the car.



Ajustable guide lines

Intelligent Park Assist System (IPAS)

The interface have also the Intelligent Park Assist System (iPAS). With this function the guidelines will respond on the steering wheel position. The guide lines are adjustable horizontal and vertical via the interface OSD menu.



Front camera input

Front camera input which will be selected after leaving the reverse gear.

Via the OSD menu you can select show time:

- 3 sec
- 5 sec
- 10 sec
- 15 sec

NOTES

- It is essential to have an Aux-in
- We recommend that the installation will be performed by a qualified specialist
- Check the other tabs for "Compatibility" - "Package contents" - "Product specifications"

DISCLAIMER

Apple, iPod, iPhone, iTunes, CarPlay and the CarPlay logo are registered trademarks of Apple Inc., registered in the U.S. and other countries. Android, Android Auto, Google Maps, Waze and Talk to Google are registered trademarks of Google Inc.

The Bluetooth® word mark and logos are registered trademarks owned by the Bluetooth SIG, Inc.



COMPATIBILITY

CAR

This kit is compatible with the following models:

Landrover

Range Rover Sports	2005-2009 Denso Touch screen navigation V2 (resistive touch)
Discovery 3	2004-2009 Denso Touch screen navigation V2 (resistive touch)
Range Rover	2005-2009 Denso Touch screen navigation V2 (resistive touch)
Vogue	2005-2009 Denso Touch screen navigation V2 (resistive touch)

REQUIREMENT

AUDIO OUTPUT	The interface inserts ONLY video signals into the infotainment. It is essential to have an Aux-in, when using audio from the CARplay box
VIDEO OUTPUT	Video goes via RGB
CONTROL	You can control CARplay & Android AUTO via original touch screen
SCREEN	Only compatible with InControl Touch 8", not compatible with 10" monitor
OPEN HU	Not need to open the head-unit

FRONT CAMERA	<p>The front camera input will automatically switch after leaving the reverse gear.</p> <p>You can set the display time in seconds via the OSD menu (1-15 sec).</p> <p>It is also possible to select the FRONT camera input manually</p>
OEM REAR CAMERA	The interface does switch back automatically to the OEM rear camera input when the reverse gear is engaged.
GUIDELINES	Static lines are available via the interface OSD menu
iPAS	iPAS option is available (moveable grid lines)
PIP	PiP option is not available (Picture in Picture)
REAR SELECT CAMERA INPUT	Interface will respond on CAN for cars with auto gearbox. When manual gear box please use the rear detection wire.
INSTALLATION	We recommend that the installation will be performed by a qualified specialist

MEDIA PLAYER

Media player support the following files:

MUSIC	MP3
VIDEO	MP4

ANDROID AUTO

Your Phone must be compatible with Android AUTO & Androi Auto app must be available in your county.

An Android phone running Android 5.0 (Lollipop) and up with a data plan. For best performance, we recommend Android 6.0 (Marshmallow) and up. You can check your phone's software version by looking at the About Device section under Settings

Please check the following link for more info about Android Auto:

[LINK](#)

Apps you can use with Android Auto:

[LINK](#)

If your country is not supported (app is not available in Google Playstore) please see the following link how to get the App:

[LINK](#)

APPLE CARPLAY

Your Phone must be compatible with Apple Carplay.

Please check the following link for more info about Apple Carplay:

[LINK](#)