

APPplay_CARplay & Android Auto set LR 3rd gen. Touch screen (AV2)

Art. Nr: CP-LR-GV4



DESCRIPTION

General

Upgrade your **Landrover** with APPplay smartphone interface. APPplay support multimedia via USB, CARPLAY & ANDROID Auto & camera to your existing system. You can run apps from your Phone via CarPlay & Android Auto without touching your Phone. You can control APPplay via the **original touchscreen** and via voice control (Siri).

Example video

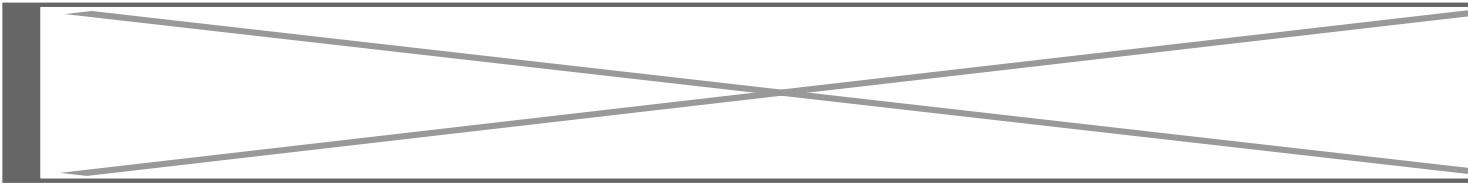
Features

- Control via original touchscreen
- Control via voice (Siri & Google Assistant)
- Run navigation apps like; Google maps, TomTom & Waze
- Play music apps like; Spotify, Podcast, Music
- Making phone calls and listening to your messengers
- Rear camera input
- Front camera input
- AV input
- Original button support
- Original microphone support
- Picture while driving
- 2 Year warranty & Support

APPplay control

Via original touch screen of the car


EXCLUSIVE APPplay FEATURES




Features:

- Run apps like; Spotify / Flitzmeister / Apple Maps / Waze / Google maps
- Hands-free phone and messaging
- Siri Voice Control
- Music & video playback via USB
- Bluetooth pairing option available
- Wireless CARplay function via Wifi (optional)
- Integrated Audio control with equalizer
- Analog audio output (via RCA or 3.5mm jack)
- Support left & right hand drive cars
- Software updates via USB

APPplay main screen



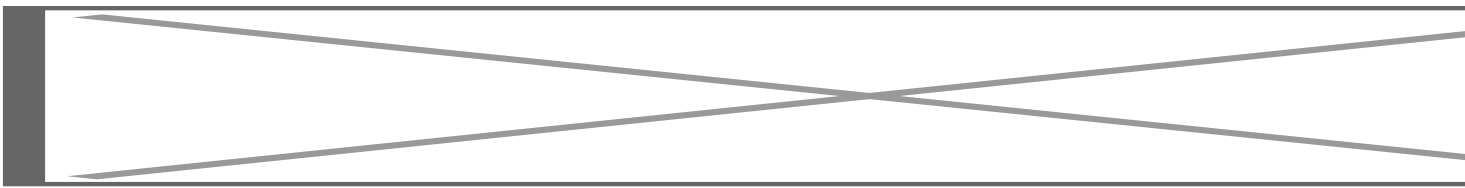
APPplay setting menu



APPplay media player menu




EXCLUSIVE VIDEO INTERFACE FEATURES



Features:

- OEM button support
- Rear camera input (CVBS - NTSC)
- iPAS lines (moveable grid lines)
- Front camera input (CVBS - NTSC)
- Time delay setting front camera input (3-15sec)
- A/V input (to connect DVB-T tuner)
- HDMI input (to connect Apple TV or Chromecast)
- A/V output (to connect head-rest screens)
- OSD menu (to adjust interface settings)

NAVconnect OEM Button



NOTES

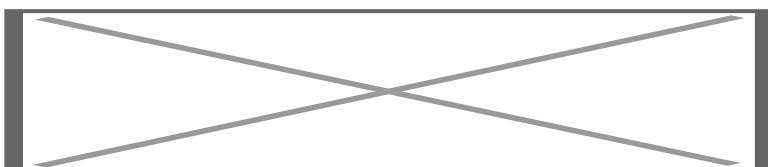
- It is essential to have an Aux-in, Bluetooth streaming option or USB input in the car.
- We recommend that the installation will be performed by a qualified specialist
- Check the other tabs for "Compatibility" - "Package contents" - "Product specifications"

DISCLAIMER

Apple, iPod, iPhone, iTunes, CarPlay and the CarPlay logo are registered trademarks of Apple Inc., registered in the U.S. and other countries. Android, Android Auto, Google Maps, Waze

and Talk to Google are registered trademarks of Google Inc.

The Bluetooth® word mark and logos are registered trademarks owned by the Bluetooth SIG, Inc.



COMPATIBILITY

CAR

This kit is compatible with the following models:

Landrover

Discovery 4	2013-2013	8.2"	Color touch screen V3 (resisitive touch)
Evogue	2011-2013	8.2"	Color touch screen V3 (resisitive touch)
Frelander	2013-20..	8.2"	Color touch screen V3 (resisitive touch)
Range Rover Sports	2011-2013	8.2"	Color touch screen V3 (resisitive touch)
Range Rover	2011-2013	8.2"	Color touch screen V3 (resisitive touch)

Jaguar

XF	2011-2014	8.2"	Color touch screen V3 (resisitive touch)
XF Sportbrake	2012-2014	8.2"	Color touch screen V3 (resisitive touch)
XJ	2009-2014	8.2"	Color touch screen V3 (resisitive touch)

Not compatible for dual screen

REQUIREMENT

AUDIO OUTPUT	The interface inserts ONLY video signals into the infotainment. It is essential to have an Aux-in, when using audio from the CARplay box
VIDEO OUTPUT	Video goes via RGB
CONTROL	You can control CARplay & Android AUTO via original touch screen
SCREEN	Only compatible with 8.2" touch screen
OPEN HU	Need to open the monitor to install ribbon (FFC) cable

FRONT CAMERA	<p>The front camera input will automatically switch after leaving the reverse gear.</p> <p>You can set the display time in seconds via the OSD menu (1-15 sec).</p> <p>It is also possible to select the FRONT camera input manually</p>
OEM REAR CAMERA	The interface does not switch back automatically to the OEM rear camera input when the reverse gear is engaged.
GUIDELINES	Static lines are available via the interface OSD menu
iPAS	iPAS option is not available (moveable grid lines)
PIP	PiP option is not available (Picture in Picture)
REAR SELECT CAMERA INPUT	Interface will not respond via CAN, you need to use the rear detection wire.
INSTALLATION	We recommend that the installation will be performed by a qualified specialist
EXTRA NOTE	Interface is only compatible with LR resistive type monitor

MEDIA PLAYER

Media player support the following files:

MUSIC	MP3
VIDEO	MP4

MEDIA PLAYER

Media player support the following files:

MUSIC	MP3
VIDEO	MP4

ANDROID AUTO

Your Phone must be compatible with Android AUTO & Androi Auto app must be available in your county.

An Android phone running Android 5.0 (Lollipop) and up with a data plan. For best performance, we recommend Android 6.0 (Marshmallow) and up. You can check your phone's software version by looking at the About Device section under Settings

Please check the following link for more info about Android Auto:

[LINK](#)

Apps you can use with Android Auto:

[LINK](#)

If your country is not supported (app is not available in Google Playstore) please see the following link how to get the App:

[LINK](#)

APPLE CARPLAY

Your Phone must be compatible with Apple Carplay.

Please check the following link for more info about Apple Carplay:

[LINK](#)