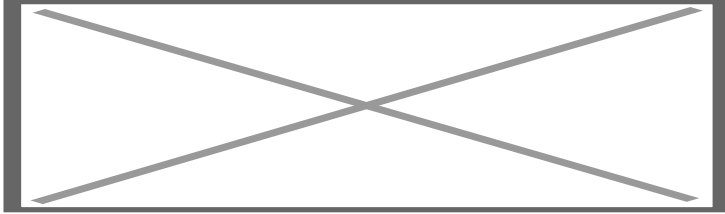


Rear & Front camera interface BMW NBT ID4 & ID5 (NTSC)

Art. Nr: RC-BMW-NBT



DESCRIPTION

General

The NavInc NAVconnect interfaces allow for connecting video sources to the original iDrive ID4 & ID5 system of BMW.

The interface is equipped with various options such as; 1* Front camera input & 1* Rear camera input.

Example video

Features

- 1x Rear camera input
- iPAS (dynamic parking lines)
- 1x Front camera input (with auto switch OFF)
- Original button support
- PiP (Picture in Picture for original parking sensors)
- LVDS input (APPplay & NAVplay)
- 2 Year warranty & Support

EXCLUSIVE INTERFACE FEATURES



Features:




- Reverse Camera input
- Front camera input
- Image retention while driving
- Adjustable parking lines

- OSD menu

Activation via OEM

Activation interface via original button:





CAMERA FEATURES

Rear camera input with Parking guidelines

Rear camera input with parking guidelines option.

The guidelines makes it much easier to determine the distance to the object you are driving towards.

The guidelines are adjustable horizontal as well as vertical so the lines can be adjusted to the car.




Ajustable guide lines

Picture In Picture (PIP)

Camera with Picture in Picture of the Parking assist

Intelligent Park Assist System (IPAS)

The interface have also the Intelligent Park Assist System (iPAS). With this function the guidelines will respond on the steering wheel position. The guide lines are adjustable horizontal and vertical via the interface OSD menu.



Front camera input

Front camera input which will be selected after leaving the reverse gear.

Via the OSD menu you can select show time:

- 3 sec
- 5 sec
- 10 sec
- 15 sec

NOTES

- We recommend that the installation will be performed by a qualified specialist

- Check the other tabs for "Compatibility" - "Package contents" - "Product specifications"

LEGAL INFORMATION

The driver of the vehicle should not be inferred from the motion images. In many countries, watching movies while driving is prohibited. Therefore we accept no responsibility for material or personal injuries, directly or indirectly, due to installation of the interface modules.

Interface and Software basic information:

The NavInc interfaces are no navigation systems or screens to replace the navigation system. The NavInc interfaces enable the possibilities to connect different Audio/Video sources to the navigation system.

Manufacturers create adjusted software and hardware versions, options and enhancements which ensures that the compatibility of the products cannot be guaranteed 100%. Compatibility lists are based on customer feedback and experiences and will constantly be updated for optimal customer support.

REQUIREMENT

| | |
|---------------------|--|
| AUDIO OUTPUT | The interface inserts ONLY video signals into the infotainment. It is essential to have an Aux-in, when using audio from an external AV source. |
| CVBS | Only compatible with NTSC sources. |
| LVDS | Compatible with NAVplay & APPplay module |
| SCREEN | Interface is compatible with 6.5", 8.8" & 10.2" |
| FRONT CAMERA | <p>The front camera input will automatically switch after leaving the reverse gear.</p> <p>You can set the display time in seconds via the OSD menu (1-15 sec).</p> <p>It is also possible to select the FRONT camera input manually</p> |

| | |
|---------------------------------|--|
| OEM REAR CAMERA | The interface does not switch back automatically to the OEM rear camera input when the reverse gear is engaged. |
| GUIDELINES | iPAS & Static lines are available via the interface OSD menu |
| PIP | We recommend that the installation will be performed by a qualified specialist |
| REAR SELECT CAMERA INPUT | Interface will respond on CAN for cars with auto gearbox. When manual gear box please use the rear detection wire. |
| INSTALLATION | We recommend that the installation will be performed by a qualified specialist |