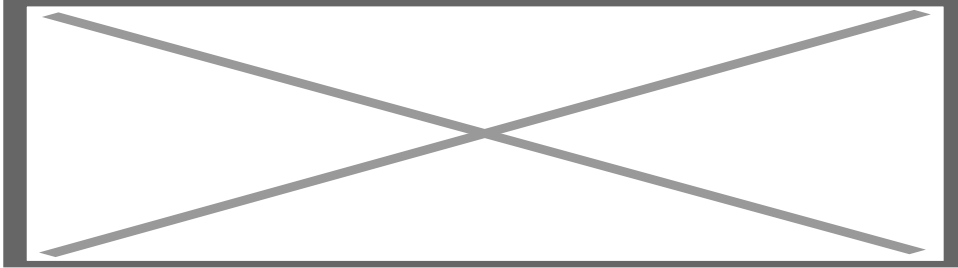


Truck Scan parking sensor kit incl. 4* sensors_ display - CE & E certification

Art. Nr: PDC-SCAN-15S



DESCRIPTION

Truck Scan parking sensor kit incl. 4* sensors_ display - CE & E certification


Set includeds

- 1* Truck Front scan
- 1* Truck Side scan parking sensor kit
- 1* Parking sensor display with integrated speaker
- 1* Parking sensor ON/OFF button with led indicator
- 1* Isolating kit (2x) for sensors to be installed on metal bumper (PDC-FLAT-MT2)
- 1* Metal mounting holder for 18mm sensors (PDC-FLAT-MH)
- 1* Speaking alarm_12-24V_IP67 (PDC-SP-15C)
- 1* Round ON/OFF speaking alarm switch with blue led indicator
- 1* Sticker - Side Turn warning Cut-out 11.30pm - 7am only
- 1* Blind Spot sticker horizontal
- 1* Blind Spot sticker vertical
- 1* 3 years Navinc Parts Warranty

SIDE SCAN


Activation

The system starts detecting the cyclists, pedestrians or obstacles near the vehicle, when the handbrake is released and the vehicle speed is lower than 15 Km/h.




Side scan display

Via the side scan display with the integrated buzzer you can see and hear the obstacle which enters the scan zone.




Side scan zone

The LED display, installed inside the cabin, shows obstacles inside the detection zone and their approximate distance from the vehicle. It gives also acoustical warning. If any obstacle is detected the Green LEDs show external detection (F2), Orange LEDs intermediate detection (F1) and Red LEDs "Stop zone" (FC). In this zone the display gives a continuous warning tone.



Button

Through the external button, it's possible to switch OFF the system in case of emergency. The deactivation of the system will be confirmed when the central blue STATUS LED switches off.



Speaking alarm

When the speed is less than 15Km/h and the passenger's side indicator is turned ON, the voice siren will start speaking. The siren is switched OFF as soon as the speed exceed 15Km/h or the indicator is turned OFF.

Through the external button, it's possible to switch OFF the Side turn warning (between 11:30pm - 7am only) The deactivation of the system will be confirmed when the central blue STATUS LED switches off.

Blind spot camera

The camera is active as long as the speed of the vehicle is less than 15Km/h and it turns OFF again as soon as the speed exceed 15Km/h. It is also possible to see the camera manually or via activated side indicator

NOTES

- We recommend that the installation will be performed by a qualified specialist
- Check also the other tabs for "Compatibility" - "Package contents" - "Product specifications"

LEGAL NOTICE

Please check before purchase if it is aloud to install this camera and it wont affect your MOT.