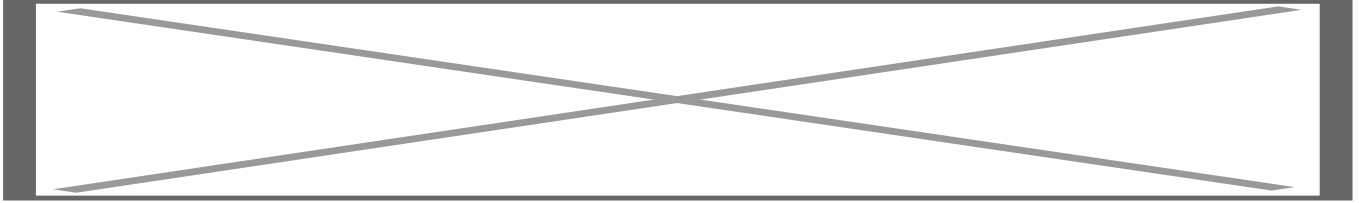


## Size UP + APPplay\_CARplay & Android AUTO integration - stand alone 12V

Art. Nr: REP-MB-12V

---



### DESCRIPTION

---

#### General

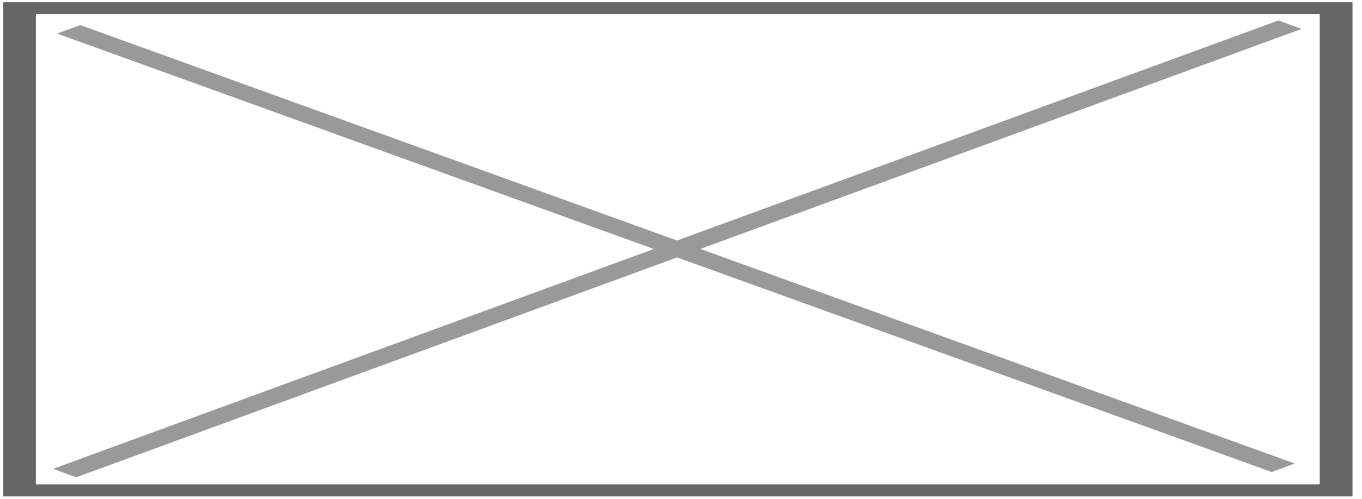
UPgrade set with 9.0 inch High resolution capacitive touch screen + APPplay. The Size UP has the same design as the OEM Comand display. This kit works with 12V ACC.

Upgrade your Size UP with CARPLAY & ANDROID AUTO. You can run apps from your Phone via CarPlay & Android Auto without touching your Phone. You can control this Carplay and Android Auto kit via touch screen and via voice control (Siri or Google Assistant).

#### *Example video*

#### Features

- LVDS input with touch screen support (NAVplay or APPplay)
- HDMI input (for HDMI devices)
- Rear camera input
- Dynamic Parking Lines (IPAS)
- Picture in Picture from Parking sensors (PiP)
- Front camera input
- Audio/Video input
- 1280x800 Resolution
- Use OEM MMI button to enter screen inputs
- 2 Year warranty & Support




## **EXCLUSIVE APPplay FEATURES**

---

Upgrade your Size UP with CARPLAY & ANDROID AUTO. You can run apps from your Phone via CarPlay & Android Auto without touching your Phone. You can control this Carplay and Android Auto kit via touch screen and via voice control (Siri or Google Assistant).

### **Features:**

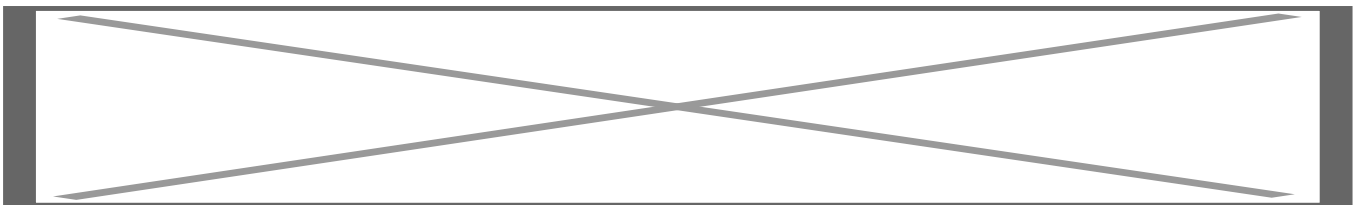
- Control via touch screen
- Control via voice (Siri & Google Assistant)
- Run navigation apps like; Google maps, TomTom & Waze
- Play music apps like; Spotify, Podcast, Music
- Making phone calls and listening to your messengers



## NOTES

---

- It is essential to have an Aux-in
- We recommend that the installation will be performed by a qualified specialist
- Check the other tabs for "Compatibility" - "Package contents" - "Product specifications"



## COMPATIBILITY

---

### CAR

This kit is universal and works with ignition feed 12V

## REQUIREMENT

---

|                                 |  |
|---------------------------------|--|
| <b>AUDIO OUTPUT</b>             | The interface inserts ONLY video signals into the infotainment. It is essential to have an Aux-in, when using audio from an external AV source.  |
| <b>CVBS</b>                     | Only compatible with NTSC sources.   |
| <b>LVDS</b>                     | LVDS input is compatible with NAVplay & APPplay module   |
| <b>SCREEN</b>                   | This kit works with 12V ACC  |
| <b>FRONT CAMERA</b>             | <p>The front camera input will automatically switch after leaving the reverse gear.</p> <p>You can set the display time in seconds via the OSD menu (1-15 sec).</p> <p>It is also possible to select the FRONT camera input manually</p> |
| <b>OEM REAR CAMERA</b>          | Not supported  |
| <b>GUIDELINES</b>               | Static lines are available via the interface OSD menu  |
| <b>PIP</b>                      | Not supported  |
| <b>REAR SELECT CAMERA INPUT</b> | Rear camera input works via a 12V reverse trigger wire   |
| <b>INSTALLATION</b>             | We recommend that the installation will be performed by a qualified specialist   |
| <b>EXTRA NOTE</b>               | Please check if you need the optional bracket  |

