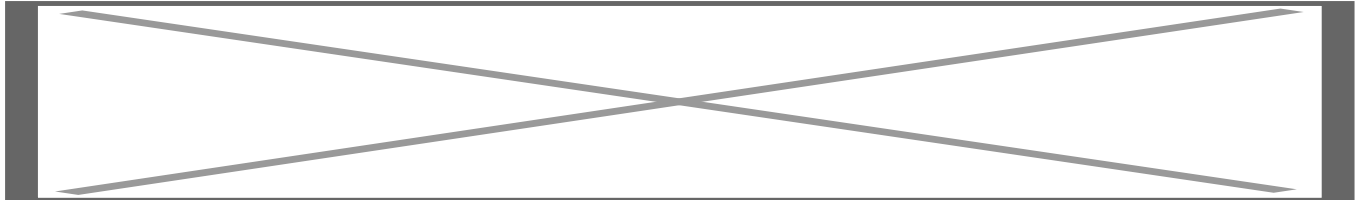


Size UP (10.25) + APPplay_CARplay & Android AUTO integration Mercedes NTG5

Art. Nr: REPX-CP-NTG5



DESCRIPTION

General

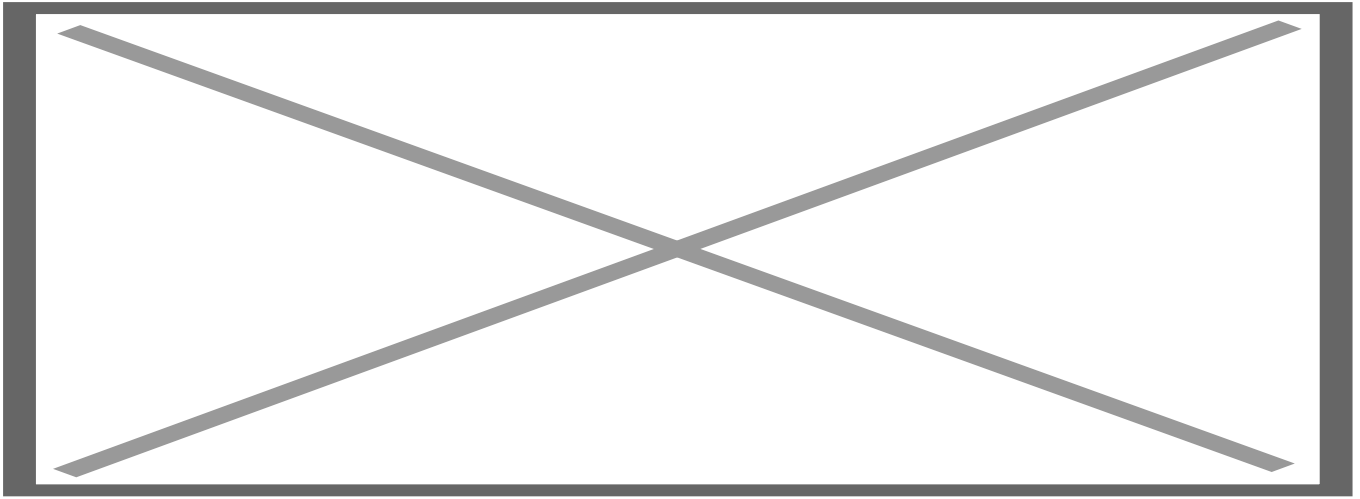
Upgrade your Mercedes with a 10.25 inch High resolution capacitive touch screen + APPplay without replacing the original Comand system. The Size UP has the same design as the OEM Comand display, to maintain the factory look.

Upgrade your Size UP with CARPLAY & ANDROID AUTO. You can run apps from your Phone via CarPlay & Android Auto without touching your Phone. You can control this Carplay and Android Auto kit via touch screen and via voice control (Siri or Google Assistant).

Example video

Features

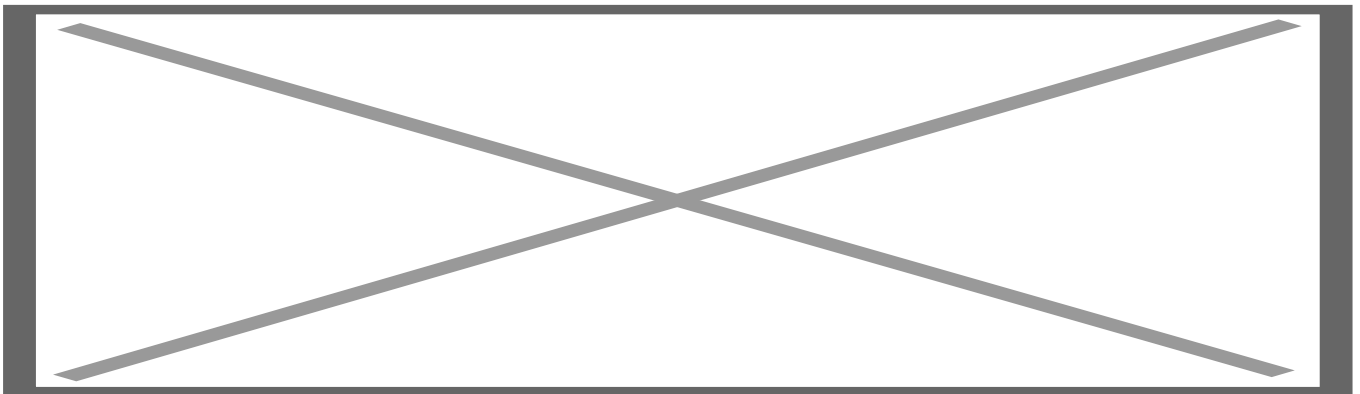
- LVDS input with touch screen support (NAVplay or APPplay)
- HDMI input (for HDMI devices)
- Rear camera input
- Dynamic Parking Lines (IPAS)
- Picture in Picture from Parking sensors (PiP)
- Front camera input
- Audio/Video input
- 1280x800 Resolution
- Use OEM MMI button to enter screen inputs
- 2 Year warranty & Support



EXCLUSIVE INTERFACE FEATURES

Features:

- AV input
- Audio output select
- Image retention while driving
- Adjustable parking lines via OSD menu
- Activation interface via original MMI buttons
- OSD menu




EXCLUSIVE APPplay FEATURES

Upgrade your Size UP with CARPLAY & ANDROID AUTO. You can run apps from your Phone via CarPlay & Android Auto without touching your Phone. You can control this Carplay and Android Auto kit via touch screen and via voice control (Siri or Google Assistant).

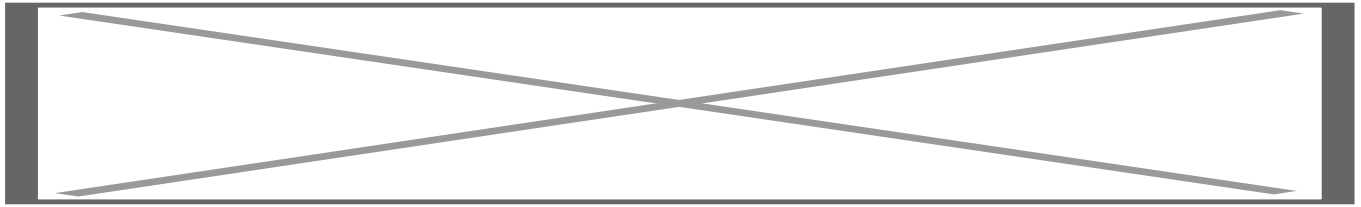
Features:

- Control via touch screen
- Control via voice (Siri & Google Assistant)
- Run navigation apps like; Google maps, TomTom & Waze
- Play music apps like; Spotify, Podcast, Music
- Making phone calls and listening to your messengers



NOTES

- It is essential to have an Aux-in
- We recommend that the installation will be performed by a qualified specialist
- Check the other tabs for "Compatibility" - "Package contents" - "Product specifications"



COMPATIBILITY

CAR

This kit is compatible with the following models:

Mercedes

Model	Year	System	Bracket
A Class (W176)	2015-2018	Audio 20 Garmin (7.0") & Comand (8.0"/10.2")	Not needed
B Class (W246)	2015-20..	Audio 20 Garmin (7.0") & Comand (8.0"/10.2")	REP-MB-BR4
C Class (W205)	2014-2018	Audio 20 Garmin (7.0") & Comand (8.0"/10.2")	REP-MB-BR7
C Class Coupe (C205)	2015-20..	Audio 20 Garmin (7.0") & Comand (8.0"/10.2")	REP-MB-BR7
CLA Class	2015-20..	Audio 20 Garmin (7.0") & Comand (8.0"/10.2")	Not needed
CLS Class (C218)	2015-20..	Audio 20 Garmin (7.0") & Comand (8.0"/10.2")	
CLS Class Shooting	2015-20..	Audio 20 Garmin (7.0") & Comand (8.0"/10.2")	
E Class (C207 Coupe)	2015-2016	Audio 20 Garmin (7.0") & Comand (8.0"/10.2")	REP-MB-BR3
E Class (W212)	2015-2016	Audio 20 Garmin (7.0") & Comand (8.0"/10.2")	REP-MB-BR3
GLC Class	2015-20..	Audio 20 Garmin (7.0") & Comand (8.0"/10.2")	REP-MB-BR7
GLK Class (X204)	2015-2018	Audio 20 Garmin (7.0") & Comand (8.0"/10.2")	
GLA Class	2015-20..	Audio 20 Garmin (7.0") & Comand (8.0"/10.2")	Not needed
V Class	2014-20..	Audio 20 Garmin (7.0") & Comand (8.0"/10.2")	REP-MB-BR7

*iPAS option wont work when the car does not have OEM parking sensors.

REQUIREMENT

AUDIO OUTPUT	The interface inserts ONLY video signals into the infotainment. It is essential to have an Aux-in, when using audio from an external AV source.
CVBS	Only compatible with NTSC sources.
LVDS	LVDS input is compatible with NAVplay & APPplay module
SCREEN	Interface is compatible for cars with Audio20 & Comand screens.

FRONT CAMERA	<p>The front camera input will automatically switch after leaving the reverse gear.</p> <p>You can set the display time in seconds via the OSD menu (1-15 sec).</p> <p>It is also possible to select the FRONT camera input manually</p>
OEM REAR CAMERA	<p>The interface does switch back automatically to the OEM rear camera input when the reverse gear is engaged.</p>
GUIDELINES	<p>iPAS & Static lines are available via the interface OSD menu</p>
PIP	<p>Parking sensor overlay option is available (Picture in Picture)</p>
REAR SELECT CAMERA INPUT	<p>Interface will respond on CAN for cars with auto gearbox. When manual gear box please use the rear detection wire.</p>
INSTALLATION	<p>We recommend that the installation will be performed by a qualified specialist</p>
EXTRA NOTE	<p>Please check if you need the optional bracket</p>